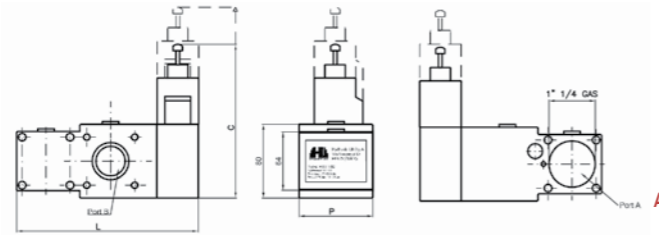


# Kit A3

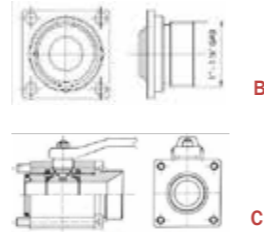


HSV valve



A-Stopping device

B-Fitting



C-Shutoff valve



NCUM module

The Universal Kit A3 is composed by the safety valve HSV and the safety unit NCUM.

The NCUM is the electrical component, of the complete A3 system, that recognizes the car movement as unintended movement and activates the HSV valve.

The HSV valve shuts off the flow between the jack and the control valve and stops the unintended car movement.

## A3 valve kit on power units

### Omar

Before



After



### Wittur

Before



After



### Moris

Before



After



# Kit Fiam F229 F229M




Valve kit for Fiam F229 F229M

The F229 kit it was designed to implement a new H300 valve on old Power Units Fiam. With a few simple changes you have a power units like new.

- Easy Installation;
- Lower energy consumption.
- Less oil heating means less use of cooling systems;
- Noise reduction;
- Pre-adjustment at the factory;
- Great ride comfort.



Power Unit Fiam



Kit F229

#### Kit components

- No. 1 Complete hydronic 300 valve
- No. 1 Shutoff valve 3/4"
- No. 1 O-Ring 3 x 34.2 mm
- No. 4 M8 x 25 UNI 5931 screws
- No. 1 Extension Cable M/F 3/4"
- No. 1 Lid valve
- No. 1 Lid closing valve
- No. 6 Fixing Lid
- No. 1 Rubber gasket (fixing plate / H300 )
- M10 x 14 UNI 5739 screws
- No. 1 Nipple 1" Gas
- No. 1 Bonded seals 1"
- No. 1 flex hose for oil flow
- No. 1 Nipple 3/4 gas
- No. 2 bonded seals 3/4"
- No. 1 oil outlet pipe
- No. 1 stepped gland for solenoid valve cables
- No. 1 electric material kit

# Universal Kit H300

Universal Kit H300 can be installed on all Power Units and guarantees:

- Cost saving
- Easy installation
- Adaptability to all power units



Universal Kit

#### Kit components

- No. 1 complete Hydronic 300 valve;
- No. 1 rubber gasket (fixing plate / H300 valve);
- No. 4 M10 x 14 UNI 5739 screws;
- No. 1 nipple 1" gas;
- No. 1 bonded seals 1";
- No. 1 flex hose for oil flow (screw pump / H300 valve);
- Adapters to connect flex hose to screw pump;
- No. 1 oil outlet pipe;
- No. 1 stepped gland for solenoid valve cables;
- No. 1 electric material kit;
- Solenoid valve / pressure switch connecting cables, standard length 2000 mm;
- Valve fixing plate on existing lid together with clamping screws